

Starlight Express

Starlight Quilters Guild

On the web at <https://starlightquilters.com>

On Facebook at www.facebook.com/StarlightQuiltersGuild/

April 13, 2025

Starlight Quilt Guild Officers and Committees

President: Amy Ubben

Heartland Quilt Network Rep: Mary Honas

KCRQF Representative: Tara Culley

Vice President: Donna Holloway

Guild Meetings Operations Manager:
Alison Erickson

Guild Meetings Volunteers: Ann Doherty,
Jan Ketchum, Shirley Lewis

Program Committee: Nancy Bunn, Mary
Honas

Past President: Donna di Natale

Quilting Activities Manager: Barbara
McMahon

Accuquilt: Cheryl Tomson

Community Service: Pam Lanza

Guild Challenge: Janette Sheldon

Project Linus: Mary Honas

Retreats: Donna Holloway

Workshops: Kathy Keehn

Treasurer: Barb Dietz

Membership: Diane Phillips

Monthly Raffle: Janette Sheldon, Donna
Holloway, Amy Ubben

Quilt Show: Janette Sheldon, Kim Cawthon,
Alison Erickson

Raffle/Opportunity Quilt: Janette Sheldon,
Suzanne Andrews

Secretary: Michele Fix

(starlightquilters@gmail.com)

Newsletter: Suzanne Andrews

(starlightnewsletter@gmail.com)

Photographer/Graphic Design: Laura
Bogue

Website Manager: Janice McKee



From the President

Hi everyone,

I'm waiting for the last frost day of the spring to get out and start planting some flowers! Maybe after Wednesday! Maybe!

In the meantime, I've been sewing away on my latest quilt, trying to get the top pieced before it's time to get the garden planted!

There are so many events coming up - graduations, weddings, Easter! And then there are Guild events. I'm looking forward to the April 22nd Guild classroom night. Last year I was giving a presentation, so I didn't get to go around to all the other stations, so I'm really looking forward to that. And we're getting more sew days and some workshops lined up. And I'm looking forward to signing up for some volunteer slots for the KCRQF in June. We should know soon what opportunities are available. Anyway, hope everyone is staying healthy and happy and busy sewing!

Happy Easter!

Amy

~Amy Ubben
SQG President

Reminder:

At the April 22nd Guild meeting, because it's a Schoolhouse format, there will be **NO SHARE TABLE** and **ZOOM will NOT be available**.

We will, however, still have the Membership table, the Check In table, Bucket Babes table, Fat Quarters, Door Prizes and Show and Tell.

~Amy



STARLIGHT QUILTERS GUILD
Treasurer's Report
March 2025

	Beginning Checkbook Balance	\$ 8,452.29	
	CD's at Capitol Federal	16,628.73	
	Petty Cash	60.00	
	Cash Balance		25,141.02
	Income		
	Membership Dues	1,295.00	
	Bucket Babes	117.00	
	Total Income		1,412.00
	Interest from CD's at Capitol Federal	100.04	100.04
	Expenses		
	Meeting Facility Rental	230.00	
	Storage Expense	130.00	
	March Program	300.00	
	Postmaster - Annual P.O. Box Rental	244.00	
	Supplies for Anniversary Celebration	75.72	
	Paypal fees	10.09	
	Total Expenses		989.81
	Ending Checkbook Balance	8,874.48	
	CD's at Capitol Federal	16,728.77	
	Petty Cash	60.00	
	Cash Balance		\$ 25,663.25
	Submitted by Barbara Dietz, Treasurer		

April Fat Quarters Theme: Blue

Fat Quarters for April are Blue

Light blue, bright blue, baby blue, cub scout blue, sky blue, ocean and sea blue, navy blue, dark blue, blue eyes, blue jeans, blue moon, blue cheese

Last month we gave away four and half yards of green fat quarters!! How many will there be in April? When you win you pick the next month's theme!



*~Jan Ketchum
Fat Quarters*



April Program Starlight Schoolhouse



Our program this month is School House. New to the guild? And don't know what that means? School House is when some of our guild members demonstrate techniques or skills for us. The set up may be a little different from year to year but this remains the same, we have very talented members with abundant talents to share.

This year there will be six stations, and you get to pick three before it is time to move on. Each session at the station will be 20 minutes, then the bell will ring and it's time to move to your next choice. This will give time for demonstrations and questions. School House will last as long as our regular program time so we will still get to have door prizes, Bucket Babes and Show and Tell! So you can be prepared, here is a list of the stations and the guild members demonstrating:

- AccuQuilt Go with Cheryl Tomson. (To make this more individualized, contact Cheryl with the name of the guild's die set you would like to see. The list is on the website. Here is a link to the page: <https://starlightquilters.com/SQG/index.php/accuquilt/> This will help Cheryl as the guild has many dies and they are heavy.)
- Binding with Peggy Skaith.
- Embellishment with Donna Holloway.
- Facing with Mary Honas.
- Quilting Tools and Rulers with Donna DiNatale.
- Wool Applique with Nancy Bunn.

This promises to be FUN!

*~Mary Honas
Program chair*

2025 Program Survey Results

We received some great feedback from our 2025 Starlight Quilters Guild survey and thought you might be interested in how fellow guild members feel about the issues. The results are below, broken into categories.

Quilts: Vintage quilts was the top vote-getter, with a tie for runners-up Contemporary Quilts and Mixed Techniques.

Construction and Techniques: Quilt Design won this category, followed by Straight line/walking foot quilting on your home machine and Quick stitch/Big stitch.

Supplies and Tools: Using pre-cuts was first here by a large margin, followed by Tools (rules, templates.)

Makers: Trunk shows by talented quilters was the overwhelming favorite, followed by Technique or pattern book authors.

Every choice received at least one positive vote and many choices had votes ranging from very interested to not at all interested. The overwhelming "loser" was tips for competition quilting. A total of 38 members responded. We appreciate your participation. The board has already acted on some of these suggestions—watch this space for more information!

*~Barbara McMahon
Programs*

2025 KCRQF Update

KEEP AN EYE OUT FOR EMAILS ABOUT VOLUNTEER SIGN UPS. I don't have exact dates yet, but a preview of jobs should be available in the next week or so and signups should be live at the end of the month.

Classes are filling up. Don't take a chance that you miss out on that class you've been eyeing. Sign up here: [Classes | KCRQF](#)

Do not wait until the festival to purchase merchandise! If you want to be sure you get a t-shirt, tote bag, the lapel pin/needle minder, or some stickers, order them now at [KCRQF | Kansas City Regional Quilt Festival](#).

There's still room for Professional Line Ads. It's for more than long-armers. Advertise your embroidery or binding business too! Simple and easy advertisement for **just \$40!**

Don't forget to follow KCRQF on social media and share their posts!

FACEBOOK: <https://www.facebook.com/kcrqf>

INSTAGRAM: <https://www.instagram.com/kcrqf/>

~ Tara Culley

KCRQF Representative

Commemorative T-shirt

Royal Heather Blue shirt sizes: S - 3X



60/40 cotton/polyester, unisex, ultra soft,

Commemorative Tote Bag

17.75" wide x 15.75" height x 4" depth



2025 KCRQF Stickers

Set of five (5)



Commemorative Lapel Pin

Enamel pin - 1.25" with magnetic back



Project Linus

We received 7 Linus Quilts at our March meeting. "THANK YOU'S" go to Wanda Schmieding who donated 3 quilts, Marsha Reeves who donated 2 quilts and myself who donated 2.

Keep making Linus Quilts!

Additional info can always be found at

<https://www.projectlinuskc.org/>

~Kate McCabe
for Project Linus

April Accuquilt News

This month appliqué dies are featured. The guild owns a wide variety which are listed on the Starlight website. Press fusible on the back of your fabric before cutting and you can cut up to 4 layers at a time. Try cutting letters from the 2" upper case die; just pre-fuse fabric and cut into 2 1/2" squares to place over each letter you desire. The number die cuts 3" numbers. Both the letter and number dies are larger so the Go cutter is needed, although a large number of other appliqué dies can be used with the Go Me. We have several flowers, transportation dies, kids' motifs, and holiday dies, just to mention a few. The Accuquilt cutter will be available at all the guild sew days; let me know which dies you'd like to use. Contact me for a demonstration or to check out our Accuquilt cutter and/or any of our many dies to use at home. I will be demonstrating how to use the Accuquilt during the schoolhouse at this month's meeting.

~Cheryl Tomson
Accuquilt Manager



Starlight Hosted six Girl Scouts during our Sew Day 4/12 at Merriam Library. The girls learned about different types of quilts, learned about sewing machines, made an appliqué heart with our Accuquilt machine, hem stitched, blanket stitched, hand sewed hexagons and sewed an Activity bag to donate to Sewing Labs. The girls were incredibly engaged in the activities and it was fun to pass along our passion for sewing.

We are continuing to make walker bags and activity bags for Sewing Labs. Kits and printed instructions will be available (instructions are also on our web site) at our next meeting. If you have bags to turn in, we will also collect them at the meeting.


*~Pam Lanza
Community Service Chair*



Upcoming May Workshop

- Ready to learn a new skill? Or maybe you already know how but want to get a bit better? On May 10th I'll be teaching a free motion quilting class for household heads. You will absolutely need a sewing machine with a flat working space and feed dogs that can be lowered. Sorry, those little black Singer machines won't work. You will need to make a sandwich to practice on - front, batting and backing. Either baste or use fabric adhesive to put the sandwich together. You can use batting with adhesive if you would like. Although it could be your habit, I don't recommend safety pins or straight pins as they will just get in your way. I suggest you make it about the size of a fat quarter. If you are an over-achiever, you can make two. This workshop will be held at the Merriam Library. More information to come.

~Janette Sheldon



Mark Your Calendars:

April 1 - May 31

All Kansas & Nebraska Shop Hop

**April 15 – KCRQF Entry
Deadline for Judged Quilts and
Mini Quilts**

**April 22 – Guild meeting
Starlight Schoolhouse**

**April 30 – Project Linus Sew
At Prairie Point 5:30-7:30 pm**

**May 10 – SQG Sew Day
Free-motion Quilting workshop
Details TBD**

Membership Renewal Reminder:

It is time to renew your membership for the year! Our membership year is from April 1st to March 31st. Dues are \$35.00 per year. Remember, you may pay online using PayPal or you can bring cash or a check to renew at our March 25th meeting. I will be sitting at a table in the back. Hope to see you there!

*Diane Phillips
Membership Chair*



Starlight Boutique – Inspiration for our Guild Members

Dear Quilters – Please help us create some amazing fundraising items to sell at the Quilt Show - here are a few ideas for April - don't forget to make one for yourself too!

The first one is [the Starry Echoes Table Topper](#)



There is this [Roll-up Case](#) for pencils, crochet hooks, or other supplies



Then there is this [Journal Cover with Pencil Pouch](#)



*~Alison Erickson
Quilt Show Committee*

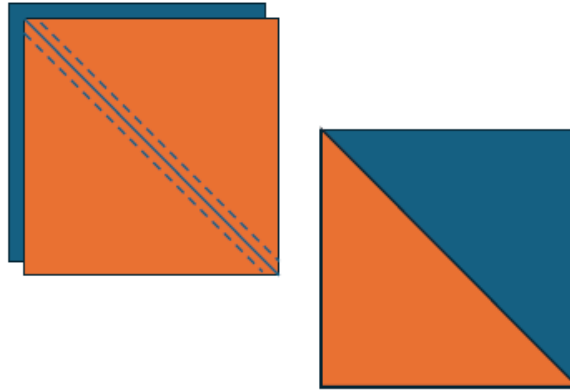


Quilting Helps

This month's quilting help is a handy half-square triangle chart:

½" Square Triangle Chart

Finished Squares	Cut Squares
2"	2 7/8 or 2.875
2 ½" or 2.5	3 3/8 or 3.375
3"	3 7/8 or 3.875
3 ½" or 3.5	4 3/8 or 4.375
4"	4 7/8
4 ½" or 4.5	5 3/8
5"	5 7/8
5 ½" or 5.5	6 3/8
6"	6 7/8
6 ½" or 6.5	7 3/8
7"	7 7/8
Etc.	



Lay two square right sides facing. Mark or fold one square in half diagonally. Sew ¼" on each side of the mark/crease to create a half-square triangle.

An easy way to remember these:

If your finished square is a whole number (i.e., 2"), add 7/8" (0.875) to that number to find the size square to cut.

If your finished square is a number plus ½" (i.e., 2 ½"), add 3/8" (0.375) to that number.


~Donna di Natale
Past President

The last laugh...



Recipe for Iced Coffee:

1. Make coffee



2. Start sewing

3. Forget you made the coffee

4. Add ice to cold coffee

Advertisements

City's Edge Quilt Shop has classes and more!

Amy Senatore, Owner www.citysedgestudio.com

616 W. Main Street, Warsaw, MO 65355

Mon-Fri 10a – 5p and Sat 9a – 3p

Custom Machine Embroidery – quilt labels, towels, gifts, T-shirts, logos, banners, and so much more. Fast turnaround time on orders.

Phone **Judy Brennan**, 913-788-0582

C & S Creations – Custom wood working projects. Let us help you with your sewing /hobby room needs.

Custom workstations, Featherweight cabinets, ruler holders, scissor racks. **Cheryl & Scott Diebold**,

Phone 913-677-0838

Machine Quilting – Edge-to-Edge

Computerized longarm machine quilting by **Elizabeth Brown**. Phone 913-626-7135

Website www.Duelingthread.com

Rosecliff Quilts – Provide quilting services which include longarm edge-to-edge quilting for unfinished quilt tops, baby quilts, t-shirt memory quilts and embroidery patches.

Phone: **Stephanie Rector**, 816-560-9863

Email: rosecliffquilts@gmail.com

Donna's Singer Service – Does your Featherweight need a good clean and oil? Is it not sewing like it should? I can clean and service your Featherweight including Singer models 15,99, 221, 222, and 301. Reasonable fees & timely service.

Donna di Natale, phone 913-451-0283

Machine Quilting –Machine quilting, all styles of quilting from simple hand-guided designs to custom creations. Guild members, I will piece your backing at no extra charge!

Peggy Skaith 913-341-0525

Machine Quilting - by **Karen Huffman** - Let me help you finish all those tops! Computerized edge-to-edge, hundreds of designs. 913-638-4625, karen7315@gmail.com

Keehn 2 Quilt – **Kathy and Erin** provide high quality finishes for every project - custom hand guided and Prostitcher edge to edge precision offered. Contact us today to finish your quilt masterpiece!

913-940-9849 www.keehn2quilt.com keehn2quilt@gmail.com