

# Starlight Express

## Starlight Quilters Guild

On the web at <https://starlightquilters.com>

On Facebook at [www.facebook.com/StarlightQuiltersGuild/](http://www.facebook.com/StarlightQuiltersGuild/)

February 16, 2025

### Starlight Quilt Guild Officers and Committees

**President:** Amy Ubben

**Heartland Quilt Network Rep:** Mary Honas

**KCRQF Representative:** Tara Culley

**Vice President:** Donna Holloway

**Guild Meetings Operations Manager:**

Alison Erickson

**Guild Meetings Volunteers:** Ann Doherty,

Jan Ketchum, Shirley Lewis

**Program Committee:** Nancy Bunn, Mary Honas

**Past President:** Donna di Natale

**Quilting Activities Manager:** Barbara

McMahon

**Accuquilt:** Cheryl Tomson

**Community Service:** Pam Lanza

**Guild Challenge:** Janette Sheldon

**Project Linus:** Mary Honas

**Retreats:** Donna Holloway

**Workshops:** Kathy Keehn

**Treasurer:** Barb Dietz

**Membership:** Diane Phillips

**Monthly Raffle:** Janette Sheldon, Donna

Holloway, Amy Ubben

**Quilt Show:** Janette Sheldon, Kim Cawthon,

Alison Erickson

**Raffle/Opportunity Quilt:** Janette Sheldon,

Suzanne Andrews

**Secretary:** Michele Fix

([starlightquilters@gmail.com](mailto:starlightquilters@gmail.com))

**Newsletter:** Suzanne Andrews

([starlightnewsletter@gmail.com](mailto:starlightnewsletter@gmail.com))

**Photographer/Graphic Design:** Laura

Bogue

**Website Manager:** Janice McKee



### From the President

Hello everyone! Hope you are enjoying some quality sewing time during these cold winter days. I read a quote the other day. "Quilting is a labor of love; an arduous, sprawling craft that people – women mostly – have pursued throughout time to warm their families,

make stories of scraps, and to pass the time on dark prairie nights." It is a labor of love! All of us creative people love our time alone working on our next masterpiece for ourselves or for family and friends; and we also love time with fellow quilters at our meetings, our workshops and retreats. I love the sense of community these times provide. We will try to keep everyone up-to-date on Guild happenings in this Newsletter and in our meetings. Always feel free to offer help with any of our many committees.


*~Amy Ubben  
SQG President*

### MEMBERSHIP NEWS

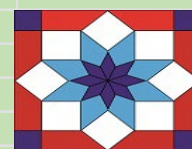
It's time to start thinking about renewing your membership! Our membership year is from April through March. Dues are \$35 per year. You can pay online using PayPal or you can bring cash or a check to renew at the meeting.

We would like to **welcome back** Vicki Kerkvliet who recently rejoined. That brings our membership total to 108!

*~Diane Phillips  
Membership Chair*



**STARLIGHT QUILTERS GUILD**  
**Treasurer's Report**  
**January 2025**



	Beginning Checkbook Balance	\$ 10,331.76	
	CD's at Capitol Federal	16,545.73	
	Petty Cash	60.00	
<b>Cash Balance</b>			<b>26,937.49</b>
<b>Income</b>			
	Membership Dues	35.00	
	Bucket Babes	140.00	
	Memorial for Jeanne Poore	150.00	
	Total Income		<b>325.00</b>
<b>Expenses</b>			
	Meeting Facility Rental	230.00	
	Storage Expense	130.00	
	January Program	400.00	
	Computer Equipment	485.50	
	Tech Support for Meeting	100.00	
	ZOOM Subscription	174.85	
	Accuquilt Expense	184.98	
	Raffle Quilt Backing Fabric	73.23	
	Checks	33.20	
	Total Expenses		<b>1,811.76</b>
	Ending Checkbook Balance	8,845.00	
	CD's at Capitol Federal	16,545.73	
	Petty Cash	60.00	
<b>Cash Balance</b>			<b><u>\$ 25,450.73</u></b>

Submitted by Barbara Dietz, Treasurer

## February Fat Quarters Theme: Red and White

I believe that the theme for February is Red & White, so any red, white, and red with white is acceptable! ♥♥♥♥

*~Suzanne Andrews for Jan Ketchum  
Fat Quarters*

# SQG February Program

## Lynn Heilman – Batting: The Secret in the Middle

Lyn Heilman, owner of Quilted Memories and Battingsupersale.com is our speaker for the February meeting. Her trunk show and lecture are: Batting: The Secret in the Middle and Batting: What's Inside Matters. Consider this Batting 101. Fun and educational lecture on how to choose batting for your project. Learn the why and when for the different fibers and bonding methods and what you can expect from them in your finished quilt.



~Mary Honas  
Programs Chair


## Starlight Website Update

### New Website Feature: Events Calendar

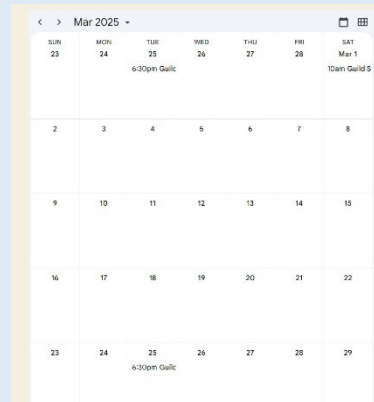
I'm happy to report that we've added a calendar to the website.

On your computer, the calendar is accessible from the top menu.

On your phone or mobile device, touch the three dots in the upper right corner to find the menu. From the calendar, you can choose events and add them to your personal calendar on your phone or computer. Michele Fix is the keeper of the calendar and will add meetings, programs and workshops as needed.

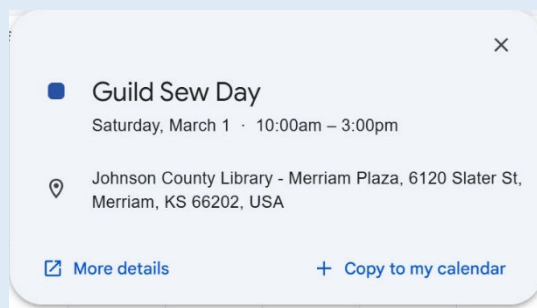


The page on the site where you can find the calendar



~Janice McKee,  
Webfumbler

The Calendar



Event details with an option to copy to your own calendar

## 2025 Community Service Project


Sewing Labs' mission is to teach sewing for employment, entrepreneurship, and enrichment. For our community service project, we are partnering with them to make hospital walker bags. These useful bags tie onto a walker to hold glasses, papers etc.

The design for the bag is simple to make and Sewing Labs will supply precut fabric to use or you may use fabric from your own stash. Bags of precut fabric and instructions will be available at the next meeting.

A video tutorial is available to view as well as instructions on how to make them.

<https://thesewinglabs.org/get-involved/community-projects/st-lukes-walker-bags.html>

~Pam Lanza  
Community Service Chair



### Mark Your Calendars:

**February 25 – Guild meeting**

Lyn Heilman *Batting: What's Inside Matters*

**March 1 – SQG Community Service Sew Day**

**March 3 – KCRQF Judged quilt deadline**

**March 25 – Guild meeting**  
Marg Higgins: *Marg's Art Quilts*

## Accuquilt News

This month's featured die is the Snail's Trail. This die creates 8" blocks and is layer cake friendly. It fits the Go cutter owned by the guild but not the smaller Go Me. Add borders for a pillow or placemat or join together for a throw or bed quilt. Use 2 colors or several. You could even make it scrappy or combine its swirl pattern with other 8" blocks. A list of all the Guild's dies is available on our website. Contact Cheryl Tomson to check out our Accuquilt cutter and/or any of our many dies.

Here's a link for a free pattern for the die:

<https://www.accuquilt.com/go-snails-trail-quilt-pattern.html>



~Cheryl Tomson  
Accuquilt Manager

## ENTER YOUR QUILTS IN THE 2025 SMOKY MOUNTAIN QUILTERS SHOW

It is a special thrill to share a quilt you've made with other people who love quilts, and we hope you'll share yours in The Smoky Mountain Quilters of Tennessee 44th Annual Quilt Show June 20-21, 2025, at Knoxville Expo Center in Tennessee.

This year we are happy to announce that we will have over \$7800 in prize money to award to the winners. We offer 14 categories to enter, including one for juniors (ages 16 and under) and an additional 14 special awards. Deadline for entries is April 12, 2025, but entries may close early if we reach capacity before that date. Please visit [www.smokymtnquilters.com](http://www.smokymtnquilters.com) for more information and for entry forms.

## 2025 KCRQF Update

Check out this gorgeous t-shirt celebrating 10 years of inspiration!

Tickets & merchandise are for sale now at [KCRQF Kansas City Regional Quilt Festival](#).

Have you signed up for a class yet? Don't wait until the last minute.

Check out the class list here: [Classes | KCRQF](#)

There's still time to enter a judged quilt. Enter by March 3rd at [Judged Quilt Entries | KCRQF](#).

Not quite ready to enter a full-sized quilt?

Then check out the two new [2025 Mini Quilt Challenges](#)! That registration is open until April 15<sup>th</sup>.

New in 2025 – Professional Line Ads. Easily advertise your longarm or binding business for \$40!

Don't forget to follow KCRQF on social media and share their posts!

FACEBOOK: KCRQF on Facebook

INSTAGRAM: KCRQF on Instagram



*~ Tara Culley  
KCRQF Representative*

## Quick Reminder of Quilt Specifications for Entry:

1. Entrant must have significantly participated in the making of the quilt top and/or the quilting.
2. All quilts must be quilted by hand or machine. Traditional Crazy Quilts may be tied: otherwise, tied or tacked quilts are not eligible.
3. Crafted items such as garments, bags, etc. are not eligible.
4. Quilts must have been completed in the years 2023-2025.
5. Quilts previously displayed at KCRQF are not eligible except by special invitation.
6. All quilts shall be between 24" – 96" on any side.
7. All quilts must have a sewn-on label securely attached to the back of the quilt. Pinned labels are not accepted. Back, lower-left corner placement is preferred.
8. All quilts must have a 4 inch open ended sleeve for hanging. Sleeve must be securely sewn to the quilt.
9. Quilts must be in excellent condition. Incomplete, torn, soiled quilts, quilts with strong odors, or quilts with animal hair will not qualify for entry or display.
10. Entry must be a single, stand-alone project. No guarantee can be made that any quilt can be hung along with any other quilt. It may not be framed, mounted or covered.
11. Quilts embellished with sharp objects that may be hazardous to volunteers or visitors will not be accepted.
12. Quilts must be able to be folded, rolled or stacked. Special handling due to ruching, beading or other embellishments is not available.

All entries that will be hung with the rest of the Guild quilts should be submitted to this Starlight Guild specific entry link: <https://forms.gle/FE2uhPJGwCSLxovu7>

*~Donna Holloway  
Vice President*



## Starlight Boutique – Inspiration for our Guild Members

Dear Quilters – Our Quilt Show is an exciting time to flex our small-project skills and help stock the Starlight Boutique. Please help us create some amazing fundraising items to sell - here are a few ideas for February:

- 1) **Premade Pot-Holder Crafts** – Turn a Dollar Store potholder into an eyeglasses case, a sewing kit, a miniature pot-lid-holder, a zipper pouch, or even a purse!  
[https://youtu.be/05aJmCZgvok?si=kL6\\_S65IJnzMVK\\_n](https://youtu.be/05aJmCZgvok?si=kL6_S65IJnzMVK_n)
- 2) **Penholder Bookmark** – This cute accessory serves as a bookmark, penholder, and can even hold reading glasses. Try making a scrappy bookmark instead of a solid print!  
[https://youtu.be/WVXoN1DAJ34?si=l3kZqsJwBrn7J\\_Bp](https://youtu.be/WVXoN1DAJ34?si=l3kZqsJwBrn7J_Bp)
- 3) **Car Storage Bag** – Don't we all need this? Whether for trash, sunglasses, or tissues and hand sanitizer, this simple bag would make great Boutique merchandise!  
[https://youtu.be/r3bhjFVCB48?si=jeud\\_EfTywwxyxYU](https://youtu.be/r3bhjFVCB48?si=jeud_EfTywwxyxYU)

Donations to the **Starlight Boutique** may be delivered to Alison Erickson during Guild Meetings. You may put a price tag on your donations; more details to come as we get closer to showtime!

~Alison Erickson  
Quilt Show Committee

### Project Linus News

We will have a Sew Day for Project Linus AND our **Community Service project** on Saturday, March 1st, at the Merriam Library Conference Room, from 10:00 am to 3:00 pm. We have patterns and fabric and will be putting together kits for future use. Of course, we can always use more donated fabric! I will also bring brownies!! Please join us!

~Amy Ubben

Guidelines to remember:

Do not use batting if you are using a fleece backing.

Remove all pins and loose threads which could be hazardous to children.

Minimum size is 40" x 40". Preferred sizes are between 40" x 50" and 40" x 60".

Quilts should be tied (6" to 8" spacing) or machine quilted. If tying a quilt use crochet or embroidery thread. Do not use yarn.

If finishing with pillowcased edges, topstitch around the edge of the quilt.



Here's the link: <https://art-quilt-midwest.org/>

~Donna di Natale  
Past President

## Raffle Quilt Update

Thank you everyone for turning in your paper pieced blocks. I've a bit of work to do on some - not much - and a couple more to make before assembly. And yes, Peggy is on board to quilt it. I think we will all be proud.

~Janette Sheldon

## 2025 Starlight Guild Challenge

As announced at the January meeting, our challenge this year is stripes. There are no rules on what constitutes a stripe. In fact, the only rule is your piece must be dominated by the stripe. There are no size requirements. Your masterpiece will be due in the fall at our quilt show or October meeting. If you have any questions, give me a call.

~Janette Sheldon  
Guild Challenge Chair

SUPERBOWL SUNDAY...OR AS I LIKE TO CALL IT:  
FOUR HOURS OF UNINTERRUPTED QUILTING!



**This would have  
been time better  
spent for most of us.  
There's always next  
year.**

**Go Chiefs!**





## Remembering Jeanne Poore

On January 17, 2025, Starlight Quilters Guild lost one of its founding members, Jeanne Poore. Here's a little bit about Jeanne, from her obituary on the Amos Family website:

"Jeanne Poore, a cherished mother, grandmother, and friend, passed away peacefully on January 17, 2025, in Overland Park, Kansas, at the age of 82.

Born on June 25, 1942, in Washington County, Kansas. Jeanne was a beacon of love, resilience, and creativity throughout her life.

An accomplished quilter, Jeanne's hands crafted countless pieces that not only warmed bodies but also hearts, each stitch telling a story of dedication and warmth.

Her quilts were more than fabric and thread; they were expressions of her

boundless creativity and love, leaving a legacy that will continue to inspire those who knew her."

Mary Honas, member and SQG Programs Chair, had this recollection of Jeanne: "My mom taught me to hand piece and quilt, a strong basis to begin. Jeanne Poore taught me how to machine piece tops so I could finish. She taught a class for Starlight, at the old Mission Mall, on log cabin blocks using two grocery bags of strips, one bag with light strips and the other with dark. It was a lot of fun and I did finish that top after class. I'm pretty sure that was the first quilt I had machine quilted.

Jeanne was my inspiration as a quilting instructor. She was thorough and patient. I loved how she was able to guide her students gently and build their confidence. Her example has inspired me as a teacher for over 20 years."

The Guest book for Jeanne had these remembrances of Jeanne as a quilter and teacher:

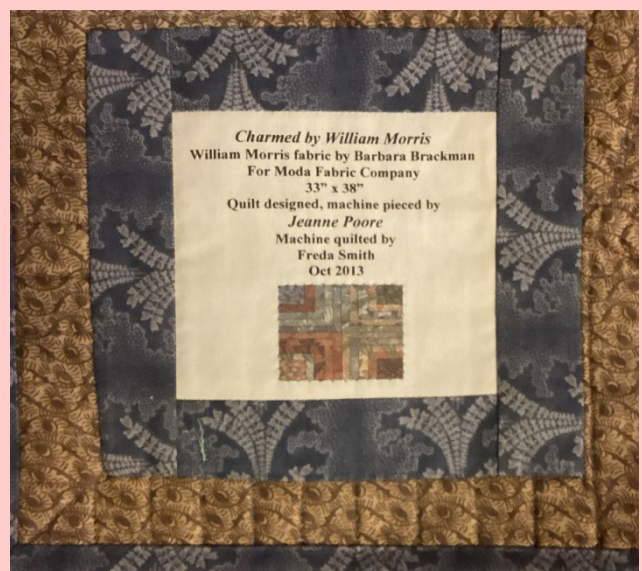
"I love all of Jeanne's star quilt block patterns that she did for Block Party at Prairie Point. It was always nice to chat with her at the quilt store and guild meetings. She was always friendly and kind. I am glad to have those memories. She will be missed."

"Jeanne was one of my first quilting teachers. She was so patient and kind. She was very creative in her designs. She was always fun to talk with."

"Jeanne was such an inspiration. I loved taking her classes. Even though I learned to embroider when I was a child and am now in my 70's, I still learned something new with each class. Thank you, Jeanne."

SQG Member, Shirley Lewis, sent in this memory with some photos:

"This is a lovely little quilt I got at Jeanne's estate sale. I took several classes from her, and she was a class act! She told me that even if the finished block isn't the size it should be, as long as all of them were the same, all is good. I've used that advice my entire quilting life."



*Charmed by William Morris*  
William Morris fabric by Barbara Brackman  
For Moda Fabric Company  
33" x 38"  
Quilt designed, machine pieced by  
*Jeanne Poore*  
Machine quilted by  
Freda Smith  
Oct 2013



---

## Advertisements

---

**City's Edge Quilt Shop** has classes and more!

**Amy Senatore, Owner** [www.citysedgestudio.com](http://www.citysedgestudio.com)

616 W. Main Street, Warsaw, MO 65355

Mon-Fri 10a – 5p and Sat 9a – 3p

**Custom Machine Embroidery** – quilt labels, towels, gifts, T-shirts, logos, banners, and so much more. Fast turnaround time on orders.

Phone **Judy Brennan**, 913-788-0582

**C & S Creations** – Custom wood working projects. Let us help you with your sewing /hobby room needs.

Custom workstations, Featherweight cabinets, ruler holders, scissor racks. **Cheryl & Scott Diebold**,

Phone 913-677-0838

**Machine Quilting** – Edge-to-Edge

Computerized longarm machine quilting by **Elizabeth Brown**. Phone 913-626-7135

Website [www.Duelingthread.com](http://www.Duelingthread.com)

**Rosecliff Quilts** – Provide quilting services which include longarm edge-to-edge quilting for unfinished quilt tops, baby quilts, t-shirt memory quilts and embroidery patches.

Phone: **Stephanie Rector**, 816-560-9863

Email: [rosecliffquilts@gmail.com](mailto:rosecliffquilts@gmail.com)

**Donna's Singer Service** – Does your Featherweight need a good clean and oil? Is it not sewing like it should? I can clean and service your Featherweight including Singer models 15,99, 221, 222, and 301. Reasonable fees & timely service.

**Donna di Natale**, phone 913-451-0283

**Machine Quilting** –Machine quilting, all styles of quilting from simple hand-guided designs to custom creations. Guild members, I will piece your backing at no extra charge!

**Peggy Skaith** 913-341-0525

**Machine Quilting** - by **Karen Huffman** - Let me help you finish all those tops! Computerized edge-to-edge, hundreds of designs. 913-638-4625, [karen7315@gmail.com](mailto:karen7315@gmail.com)