

Starlight Express

Starlight Quilters Guild

On the web at <https://starlightquilters.com>

On Facebook at www.facebook.com/StarlightQuiltersGuild/

March 19, 2024



Starlight Quilt Guild Officers and Committees

President: Donna
di Natale

Vice President: Amy Ubben

Past President: Suzanne Andrews

Secretary: Janet Wikle

Treasurer: Barbara Dietz

Assistant Treasurer: Barbara McMahon

Communications Coordinator: Michele Fix
(starlightquilters@gmail.com)

Community Services: Bonnie Leigh

Door Prizes: Ann Doherty

Fundraising/Raffle: Janette Sheldon/Donna
Holloway

Guild Challenge:

Historian: Laura Bogue

Hospitality: Cheryl Dvorak/Jan Ketchum

Accuquilt Librarian: Cheryl Tomson

Membership: Janice Barland/Wanda
Schmieding

Newsletter: Suzanne Andrews
(starlightnewsletter@gmail.com)

Opportunity Quilt:

Program Chair:

Quilt Show: Janette Sheldon

Retreats: Donna Holloway

Website: Janice McKee

Workshops: Tina Darrow

Fat Quarters: Jan Ketchum

Humor Presentation: Shirley Lewis

KCRQF Representative: Jamie Morgan

Project Linus: Mary Honas

Show and Tell Ribbons: Jan Ketchum

UFO Projects: Stephanie Rector

From the President

A Quilter is **resourceful**. This statement is true in so many ways. From piecing together bits of fabric for that last block and there are only scraps left, to hunting online or in person for 8 more inches of background fabric when you discover you didn't buy enough. Or for finding the perfect pattern to make a quilt for a grandson who is going off to college. Or for learning a new technique. In these instances, the resource is often found online, which saves time, energy, and fuel compared to visiting area shops. But your friends and fellow guild members are also great resources for many of the same reasons. Another resource, and one I'm truly excited about, is the Johnson County Library system. Every library has at least one meeting room. Not all the rooms are suitable for sewing days or workshops, but I'm happy to announce that the new Merriam Plaza Library, right next to the community center where our guild meets, appears to have a perfect meeting room that meets our needs. Any while you are there, use the library as a resource for books on or about quilting. The library will open on March 20. The floor plan shows a large meeting room just inside the front entrance. Much like the now-defunct Lackman branch, it should be super easy for us to roll or carry in sewing machines and other items for sew days and workshops. We have reserved this room for the following days and times:

Saturday, March 30*, 12:30 pm to 4:30 pm

Saturday, April 20, 12:00 – 5:00 pm

Saturday, May 25, 12:00-5:00 pm

*March 30 is the day before Easter so I have no idea how many of you will attend. If you have company from out of town, bring them with you to show off the new library and meet your quilting friends.

Do you prefer to have sewing socials on a different day? In the evening? Let us know by putting a note in the suggestion box or by contacting me (dinatale@att.net) or Tina (tdf5970@gmail.com). Suggestions for workshops and how-to classes are also welcome. This is your guild. Let it be your quilting resource.

~Donna di Natale
President

Member Spotlight



This month's member is Kathy Keehn! Kathy is on the program committee, so you've likely seen her at our meetings. Remember to say "Hi!"

Family/Pets: We have seven adult kids and 18 grandchildren between us. We live with two elderly dogs- a mixed German Shepherd/Blonde Lab named Hermione, and a Rat Terrier, I mean Brat Terrier, named Bellatrix. Hermione is very docile and sweet whereas Bella is rather ornery.

Where you live: Shawnee, KS. We lived in Topeka for 20 years before moving to Johnson County in 1997. We love JOCO.

Where you work: ReDiscover- an Outpatient Mental Health Facility in KCMO

Other hobbies & interests: Reading, swimming. I hope to take up hula hooping and improve my cooking skills when I finally retire.

First quilt you ever made: Prairie Point's BOM in 2012. It was a big challenge. I'd wanted to quilt since I was a little girl. As a toddler, I was obsessed with the quilt my great grandmother made me! 4H taught me garment sewing as a teen. I loved that for many years!

What do you do with the quilts you make? Generally, I give them away. I have many children, grandchildren, siblings, and nieces/ nephews. It would take forever to give one to each of them alone.

Lots of projects or one at a time? Working on too many projects at a time makes me anxious. I prefer to finish what I start- a blessing and a curse.

Neat as a pin or anything goes? I'm a picky piecer and quilter. Precision matters to me. However, I am aspiring to do a better job of keeping my sewing area tidy and organized. I really enjoy knowing where things are, and that has been an issue! I hate discarding scraps, but they can become overwhelming!

I'm currently obsessed with: I just finished my Dave Sirota Storm at Sea. I really enjoyed his paper piecing technique and am eager to try it on other patterns.

The library has quilting magazines available on the Libby app. I've enjoyed learning about different quilting styles and quilters through this service- and it's free!

The best piece of quilting advice I've received was: From Jeanne Poore- "If you can't see it (a mistake or imperfection) from the back of a galloping horse, it's OK"

From Angela Walters- "Finished is better than perfect."

When I can't get a quilt to come together, I... try to set it aside and come back later. I did this with an applique BOM in 2013. I think I am ready for it now!

My go-to color combination is: Teal and grey or pink and grey. I really like florals and geometrics too.

My favorite part of making a quilt is: Longarm quilting! I'm a huge fan of Sew Days and retreats. It's wonderful to sew with others and develop/strengthen friendships!

What I like to listen to while I'm quilting is: Podcasts or books from the Library. Just finished, "The Dressmakers of Auschwitz," by Lucy Adlington. I had never known about the concentration camp dressmakers for the Nazi wives- fascinating and tragic!



SQG March Program

Jenni Grover

Quilter's Wellness: Five Threads for Success

Jenni Grover is a wellness coach for quilters and other makers, and past president/current communications chair for the Chicago Modern Quilt Guild. You might have read her articles in *Quiltfolk* magazine, *Quiltmaker* magazine, and on SuzyQuilts.com. Earlier in Jenni's career, she worked as a chronic illness coach (and professional chronic illness/disability patient advocate), under the name ChronicBabe. She's passionate about


helping people craft a life they love no matter what limitations they face!

Jenni will speak on the five threads of wellness as they apply to quilters: physical, mental, social, creative, and spiritual. She'll offer lots of tips for boosting your quilter's wellness, both in the short and long-term, including ergonomics; facing your inner critic; pacing techniques to reduce fatigue and pain; avoiding comparisonitis, and much more.

Join us for a robust lecture and facilitated discussion. Bring your questions to ergonomics, mental health, finding your creative purpose—and anything else wellness-related!

After her lecture, Jenni will be signing her book, *ChronicBabe 101: How to Craft an Incredible Life Beyond Illness*, for you or your loved ones.


**~Kathy Keehn
Program Committee**

 STARLIGHT QUILTERS GUILD Treasurer's Report March 2024				
	Beginning Checkbook Balance		\$	34,185.83
	Petty Cash			60.00
Cash Balance			\$	34,245.83
Income	Membership Dues			35.00
	February Bucket Babes			83.00
	Refund for March Program			600.00
	Total Income		\$	718.00
Expenses				
	Meeting Facility Rental			230.00
	Storage Expense			114.00
	February Program			450.00
	KS Secretary of State			80.00
	Total Expenses		\$	874.00
	Ending Checkbook Balance		\$	34,029.83
	Petty Cash			60.00
Cash Balance			\$	34,089.83

**~Barbara Dietz
SQG Treasurer**

Fat Quarters

Fat Quarter for March is
Polka dots!



So many colors and sizes
So many uses
So many smiles



What theme will you
choose when you win?

**~Jan Ketchum
Fat Quarters**

Starlight Quilters Guild	
2024 Budget	
Income	2024
	Budget
Fund Raiser	
Guild Meeting Raffle/Bucket Babes	800
Total Fund Raiser	800
Guild Quilt Show	
Deposit refund	550
Admission	1,000
Boutique	1,500
Bake Sale	800
Vendors	400
Total Quilt Show	4,250
Guild Meetings	
Membership	4,375
Total Guild Meetings	4,375
Workshops	
Workshops	3,000
Retreat	2,000
TOTAL INCOME	14,425
Expenses	
Administration	
Banking Fees, Checks, Supplies	50
Insurance	675
PO Box Fee	250
Postage	27
Miscellaneous	200
Community Center Rent	2,700
Website	250
Organizational Fees (KS Annual Report)	40
Annual Zoom Subscription	175
Heartland Dues	40
Total Administration	4,407
Membership	
Supplies/Printing	90
Total Membership	90

2024 Budget, cont.

Fund Raising	
2025 Opportunity Quilt Expenses (Fabric, Quilting, Tickets)	375
Bucket Babes	375
Total Fund Raising	750
Guild Quilt Show	
2024 Rent & Damage Deposit	3,050
Supplies/Set-up Expenses	475
Promotion/Publicity	250
Storage Fees	2,620
Sales Tax	200
Total Guild Quilt Show	6,595
Library	
AccuQuilt dies	500
Supplies	200
Total Library	700
Programs/Workshops	
Workshops	2,630
Speakers (Fees, travel, meals, etc.	6,500
Total Programs/Workshops	9,130
Community Services/Charity	
Annual Outgoing Donations	500
Total Community Services/Charity	500
Other Expenses	
Retreat Reservations & Supplies	800
Door Prizes	500
Guild Challenge Prizes/Show and Tell ribbons	125
Total Other Expenses	1,425
TOTAL EXPENSES	23,597
Grand Totals	(9,172)

*~Barbara Dietz
SQG Treasurer*

Accuquilt News



This month's featured die is the Feathered Star. It makes a 16" finished block which will be great as the center of a medallion wall hanging. Or make several to alternate with nicely quilted plain blocks. Individual components will make 1 ¼" and 2 ½" finished half square triangles or 7 ½" finished quarter square triangles.

Join us for a demonstration of the AccuQuilt GO! and try it out for yourself at the new Merriam library from 9 to 12:30 Saturday April 6, then stay to sew together in the afternoon. The AccuQuilt GO! cutter and dies will be available all day. See the list of dies the guild owns on our website and let me know if you want me to bring a particular one. Text or email me with questions.

*~Cheryl Tomson
Accuquilt Librarian*

2024 Quilt Show Update – “In Stitches”

I've heard at past shows complaints that there weren't enough ribbons given. The way to remedy that is to have lots of categories. Wondering what kind of categories there might be for our 2024 quilt show? Here are some we're thinking about:

- Large – larger than 60 inches on any one side
- Small – smaller than 60 inches on any one side
- I made it all
- Original design
- UFO – first seam must have been sewn prior to October 18, 2021
- 2023 challenge
- 2024 challenge
- Group project – pieced by more than one person
- Project started either in or as a result of a 2023 or 2024 Starlight workshop
- Theme - humor

I'm sure there are other categories to be considered. Do you have a suggestion? Please let me know. Keep in mind, it's your quilt show! Still need a couple more people to volunteer to help put this show on. And just so you know, we have decided our quilt show theme this year is “In Stitches.” Think humor.

granola1000@gmail.com.

*~Janette Sheldon
Quilt Show Chair*

Volunteer Opportunity

Would you like to help represent our guild and be an integral part of the 2025 Kansas City Regional Quilt Festival? We need one or more people to be Starlight guild Representatives. This is a great opportunity to meet other regional guild members and make a contribution to not only our guild but to the quilting community of this area.

Did you know in 2023 the show drew visitors from all over the United States, Canada and Japan?! If you are interested please contact me by email, text or phone. Thank you!
email - code43top@yahoo.com

*~Jamie Morgan
KCRQF Representative*

Searching for a Small Group? (take two)

Let's try this again. In response to the survey last year, new groups are being formed. There will be a short questionnaire available at the check-in table at the **MARCH** meeting just to verify locations and availability so new groups can get started. If you will NOT be attending the March meeting in person, a questionnaire can be emailed to you. Just drop me an email at csandkc@gmail.com.

~Suzanne Andrews

Starlight Workshop Alert!

Did you know the Starlight Quilt Guild has an Accuquilt GO! which can be checked out for usage? That's right, fast and accurate cutting can be at your fingertips! Join us for a mini cutting session and learn how to use the cutter yourself!

Workshop Dates:

April 6th, 2024 - Merriam Plaza Library—
Large conference room
9:00am—12:30pm
Open sewing for the afternoon

April 20th, 2024 - Guild Sewing Day!
Merriam Plaza Library—Large conference room

Noon—5pm

*bring your projects and sew with your fellow guild members— a chance to get to know others!

If there is something you'd like to see in a Workshop, please reach out to me at tdf5970@gmail.com.

*~Tina Darrow
Workshops Chair*



Upcoming Events

March 26 – Guild Meeting

March 27 – Project Linus Sewing night at
Prairie Point

March 30 – Guild Workshop

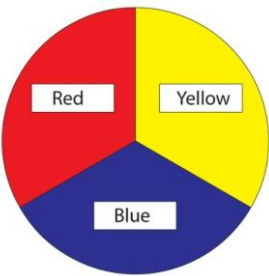



April 6 – Guild Workshop

April 20 – Guild Workshop

April 23 – April Guild Meeting

2024 Starlight Quilters Guild Challenge: Experiment With Color

Building on last year's Challenge experience, let's see how much more we can learn about color. This year, we will select our own colors using one of the color schemes listed below.

Primary Colors		<p>Red, Blue, and Yellow</p> <p>If using this scheme, you will make a quilt that incorporates all three of these colors</p>
Monochromatic		<p>Any number of colors in the same family in various tint, hues, and shades.</p> <p>If using this scheme, you will make a quilt that uses any number of fabrics all from the same color family</p>
Complementary Colors		<p>Two colors that are directly across the color wheel from each other.</p> <p>If using this scheme, you will select 2 complementary colors such as Violet and Yellow and use as many fabrics from these 2 colors as needed to make your quilt.</p>
Analogous Colors	<p>Analogous color combinations</p> 	<p>Three colors next to each other on the color wheel, including one primary color.</p> <p>If using this scheme, you will choose your 3 analogous colors, such as Yellow, Yellow-Green and Green and use as any number of fabrics from these colors to make your quilt.</p>

Additional Rules:

<ul style="list-style-type: none"> You may use white and black fabric 	<ul style="list-style-type: none"> Maximum, 64" on any side
<ul style="list-style-type: none"> Fabric must "read" as one of your colors, but it may have other colors within it 	<ul style="list-style-type: none"> Quilts will be shown and voted on at the October Guild Meeting, Oct 22, 2024
<ul style="list-style-type: none"> Select your own color scheme, or choose one from a jar on the Greeter's Table 	
<p>Although your quilt may be any size up to 64" on any side, it is requested that it be a minimum of 40" x 60" so you can donate it as a teen Project Linus Quilt</p>	

Advertisements

City's Edge Quilt Shop has classes and more!

Amy Senatore, Owner

www.citysedgestudio.com

616 W. Main Street, Warsaw, MO 65355

Mon-Fri 10a – 5p and Sat 9a – 3p

Custom Machine Embroidery – quilt labels, towels, gifts, T-shirts, logos, banners, and so much more. Fast turnaround time on orders.

Phone **Judy Brennan**, 913-788-0582

C & S Creations – Custom wood working projects. Let us help you with your sewing /hobby room needs.

Custom workstations, Featherweight cabinets, ruler holders, scissor racks. **Cheryl & Scott Diebold**,

Phone 913-677-0838

Machine Quilting – Edge-to-Edge

Computerized longarm machine quilting by **Elizabeth Brown**. Phone 913-626-7135

Website www.Duelingthread.com

Rosecliff Quilts – Provide quilting services which include longarm edge-to-edge quilting for unfinished quilt tops, baby quilts, t-shirt memory quilts and embroidery patches.

Phone: **Stephanie Rector**, 816-560-9863

Email: rosecliffquilts@gmail.com

Donna's Singer Service – Does your Featherweight need a good clean and oil? Is it not sewing like it should? I can clean and service your Featherweight including Singer models 15,99, 221, 222, and 301. Reasonable fees & timely service.

Donna di Natale, phone 913-451-0283

Machine Quilting –Machine quilting, all styles of quilting from simple hand-guided designs to custom creations. Guild members, I will piece your backing at no extra charge!

Peggy Skaith 913-341-0525