

Block 7

Background Fabric—cut Eight 2 1/2 inch x 6 1/2 inch rectangles

For the rest of the block you can use the same fabric or additional fabric for the half square corners.

Blue Fabric— Cut Four 2 1/2 inch x 6 1/2 inch rectangles

Blue or Print Fabric—Half square unit— Cut Sixteen 2 1/2 inch x 2 1/2 inch blocks

2 1/2" x 2 1/2"
Will need total of 16




Blue Fabric or Print


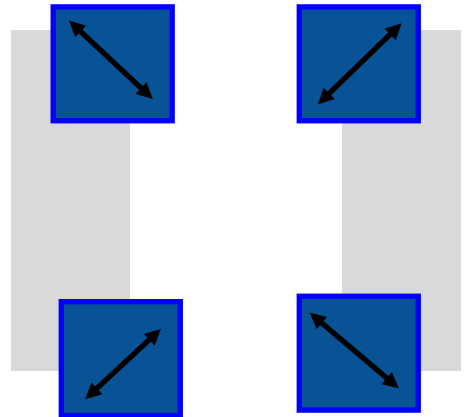
2 1/2 x 6 1/2
Cut 4




2 1/2 x 6 1/2
Cut 8



Using the Background rectangles and 2 1/2 inch blocks, add to the corners of the rectangles. You should have 4 sets of the layout below.



With the 4 sets of cornered rectangles and 4 focus fabric or Blue rectangles—assemble the blocks.



Finished Block

12 1/2 x 12 1/2 inches

Different results with using other colors/prints for the corners!

