

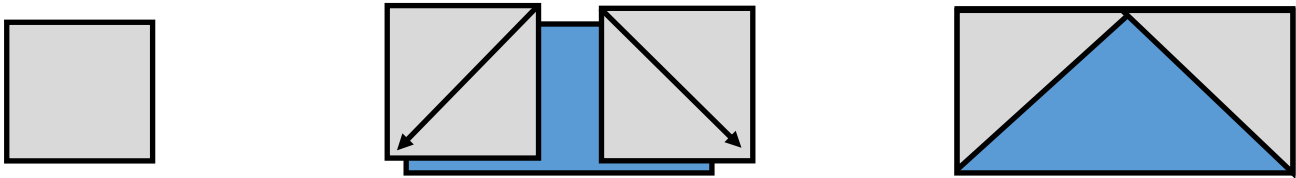
Block 4

Background Fabric—cut Eight $3\frac{1}{2}'' \times 3\frac{1}{2}''$ squares

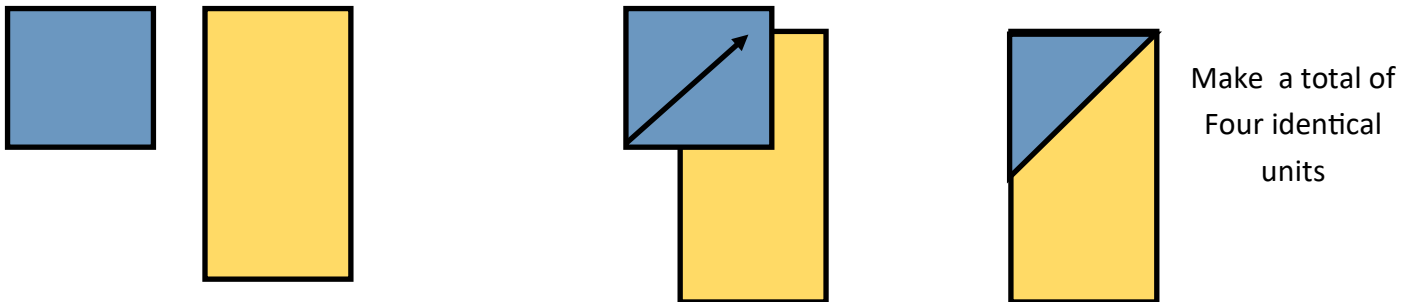
Blue Fabric—cut Four $3\frac{1}{2}'' \times 6\frac{1}{2}''$ rectangles, Four squares $3\frac{1}{2} \times 3\frac{1}{2}''$

Yellow Fabric—cut Four $3\frac{1}{2} \times 6\frac{1}{2}''$ rectangles

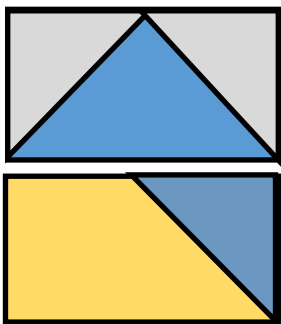
Using the 8 background - $3\frac{1}{2}''$ squares and the Four blue rectangles, make 4 flying geese.



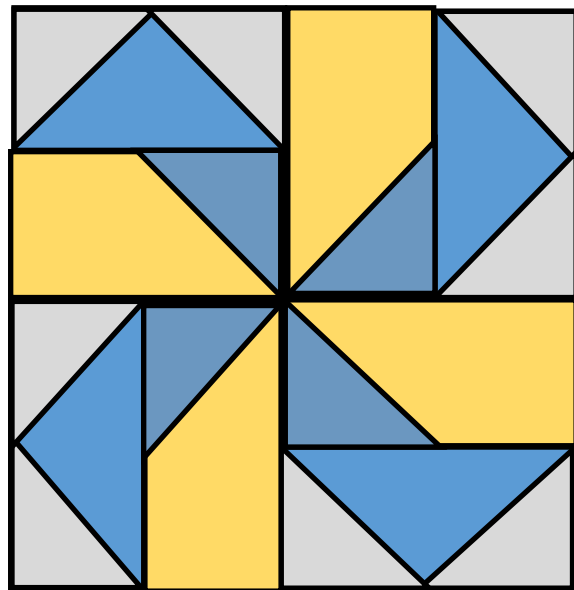
Using One yellow rectangle and One blue $3\frac{1}{2} \times 3\frac{1}{2}''$ square, draw a line on the diagonal center of the blue square and sew onto the rectangle as shown.



Using 1 flying geese unit and one yellow rectangle unit, piece together as shown.



Make a total of 4 identical blocks



Arrange geese pointing in each direction and join the 4 units. Block should measure $12\frac{1}{2}'' \times 12\frac{1}{2}''$